



WMF Gold Sponsors

# MINIGOLF YOUTH WORLD GRAND PRIX 2021 MURNAU

## TOURNAMENT DIRECTOR

Maciej Madrowski - WMF - Vice President Youth

## JURY

Maciej Madrowski - WMF Vice President Youth - Chairman

Pasi Aho - WMF Vice President Sport

Frederick Mießner - MGC Murnau

## REFEREES

Christian Somnitz - GER - Head

Peter Helm - AUT

Eduard Schibli - SUI

## BAMS

Anita Schlager - AUT

## TEAMS STARTING ORDER

Austria 1

Czech Republic 3

Czech Republic 2

Germany 3

Germany 2

Austria 2























Germany 1

Czech Republic 1


Austria 3

Switzerland 1

## Female Youth











Rank	Name	Country	C1	C2	C3	C4	C5	E6	E7	E8	E9	E10	CAvg	EAvg	CSum	ESum	Diff	Tot
	<b>1</b> <b>Monika Minarikova</b>	 CZE	29	32	27	30	25	25	20	20	20	21	28,6	21,2	143	106	12	249
	<b>2</b> <b>Johanna Jung</b>	 GER	31	29	29	26	27	22	23	24	22	20	28,4	22,2	142	111	9	253
	<b>3</b> <b>Elena Weber</b>	 GER	30	31	26	29	27	27	23	28	23	24	28,6	25,0	143	125	10	268
	<b>4</b> <b>Kristyna Palanova</b>	 CZE	28	26	30	32	29	25	25	24	28	25	29,0	25,4	145	127	10	272
	<b>5</b> <b>Melissa Krane</b>	 GER	32	31	30	30	27	27	24	25	22	26	30,0	24,8	150	124	10	274
	<b>6</b> <b>Chiana Saft</b>	 GER	24	30	31	29	29	29	26	26	26	27	28,6	26,8	143	134	10	277
	<b>7</b> <b>Lucie Indrakova</b>	 CZE	31	39	32	31	26	29	27	21	25	24	31,8	25,2	159	126	21	285
	<b>8</b> <b>Sandra Irxenmayer</b>	 AUT	30	28	31	30	35	29	30	25	25	23	30,8	26,4	154	132	14	286
	<b>9</b> <b>Martina Maderova</b>	 CZE	31	31	33	31	34	27	28	24	23	27	32,0	25,8	160	129	8	289
	<b>10</b> <b>Belin Erasoglu</b>	 SUI	34	34	34	31	31	24	24	24	32	25	32,8	25,8	164	129	11	293
	<b>11</b> <b>Sina Munzert</b>	 AUT	34	34	34	34	30	29	27	30	25	33	33,2	28,8	166	144	12	310
	<b>12</b> <b>Janette Praher</b>	 AUT	35	38	31	30	38	29	27	34	32	24	34,4	29,2	172	146	18	318
	<b>13</b> <b>Jasmin Praher</b>	 AUT	38	40	36	38	34	30	29	30	27	49	37,2	33,0	186	165	28	351







































## Male Youth


Rank	Name	Country	C1	C2	C3	C4	C5	E6	E7	E8	E9	E10	CAvg	EAvg	CSum	ESum	Diff	Tot
	1 <b>Kenny Marc Schmeckenbecher</b>	 GER	29	27	26	30	24	21	21	20	19	22	27,2	20,6	136	103	9	239
	2 <b>Lauro Klöckener</b>	 GER	27	31	26	25	27	21	22	20	23	19	27,2	21,0	136	105	10	241
	3 <b>Silvio Krauss</b>	 GER	26	27	27	30	28	23	20	23	19	21	27,6	21,2	138	106	8	244
	4 <b>Tom van Diejen</b>	 GER	25	29	25	30	26	20	25	22	23	23	27,0	22,6	135	113	10	248
	5 <b>Tobias Schwarz</b>	 GER	29	29	30	28	30	21	20	25	20	20	29,2	21,2	146	106	7	252
	6 <b>Filip Cervinka</b>	 CZE	28	29	26	32	26	20	21	24	22	24	28,2	22,2	141	111	10	252
	7 <b>Richard Sebek</b>	 CZE	31	29	29	32	28	22	22	20	22	22	29,8	21,6	149	108	6	257
	8 <b>Hannes Kandert</b>	 GER	27	28	33	29	33	21	23	22	22	20	30,0	21,6	150	108	9	258
	9 <b>Erik Dettmer Melendez</b>	 GER	32	28	28	23	29	23	24	24	27	25	28,0	24,6	140	123	13	263
	10 <b>Daniel Brtevnik</b>	 CZE	26	26	29	28	30	32	21	22	21	28	27,8	24,8	139	124	15	263
	11 <b>Paul Binder</b>	 AUT	29	26	27	26	30	25	25	24	26	26	27,6	25,2	138	126	6	264
	12 <b>Maël Magnin</b>	 SUI	29	31	25	28	26	30	23	25	24	24	27,8	25,2	139	126	13	265
	13 <b>Dominik Sebor</b>	 CZE	28	33	29	28	30	21	24	23	25	26	29,6	23,8	148	119	10	267
	14 <b>Maxime Bugnion</b>	 SUI	29	26	26	30	30	23	24	29	27	24	28,2	25,4	141	127	10	268
	15 <b>Janik Zysset</b>	 SUI	27	29	29	28	30	23	26	26	27	24	28,6	25,2	143	126	7	269
	16 <b>Vitek Hakr</b>	 CZE	26	29	33	31	29	27	22	23	24	25	29,6	24,2	148	121	12	269
	17 <b>Patrick Schleich</b>	 AUT	29	29	27	26	29	21	28	27	28	27	28,0	26,2	140	131	10	271
	18 <b>Kai Gamsjäger</b>	 AUT	29	31	29	32	29	30	22	25	24	23	30,0	24,8	150	124	11	274
	19 <b>Karim Schaub</b>	 GER	31	27	31	31	32	22	24	24	27	26	30,4	24,6	152	123	10	275
	20 <b>Fabio Brunnauer</b>	 AUT	28	32	30	28	32	23	32	26	25	22	30,0	25,6	150	128	14	278
	21 <b>Luca Peböck</b>	 AUT	26	28	32	30	32	26	25	28	28	26	29,6	26,6	148	133	9	281
	22 <b>Jan Pokorny</b>	 CZE	31	31	30	29	35	24	21	28	30	23	31,2	25,2	156	126	15	282
	23 <b>Rudolfs Lagzda</b>	 LAT	33	38	31	29	29	22	26	28	25	23	32,0	24,8	160	124	15	284
	24 <b>Daniel Schleich</b>	 AUT	31	32	27	31	30	26	29	26	24	29	30,2	26,8	151	134	10	285
	25 <b>Jan Benes</b>	 CZE	28	31	31	30	34	32	23	26	27	28	30,8	27,2	154	136	15	290
	26 <b>Sandris Murnieks</b>	 LAT	31	31	32	34	31	34	31	26	27	28	31,8	29,2	159	146	11	305
	27 <b>Gabriel Geishüttner</b>	 AUT	38	36	37	33	31	28	30	31	32	32	35,0	30,6	175	153	11	328

## TEAMS

## YOUTH TEAMS

Rank		R1	R2	R3	R4	R5	R6	R7	R8	R9	R10	Avg	Total
1	 GERMANY 1	84	83	82	84	79	64	61	67	58	61	24,1	723
2	 CZECH REPUBLIC 1	83	84	82	90	79	69	62	62	63	67	24,7	741
3	 GERMANY 2	78	86	85	77	85	65	69	66	71	64	24,9	746
4	 GERMANY 3	86	87	81	89	80	69	71	71	68	73	25,8	775
5	 SWITZERLAND 1	85	86	80	86	86	70	71	75	78	72	26,3	789
6	 CZECH REPUBLIC 2	85	93	91	88	85	72	67	67	74	72	26,5	794
7	 AUSTRIA 1	83	85	88	84	93	70	83	78	78	71	27,1	813
8	 AUSTRIA 2	89	89	83	89	89	79	76	75	74	78	27,4	821
9	 CZECH REPUBLIC 3	87	88	92	90	92	74	74	74	75	75	27,4	821
10	 AUSTRIA 3	100	103	97	98	95	88	83	86	79	85	30,5	914

	R1	R2	R3	R4	R5	R6	R7	R8	R9	R10	CAvg	EAvg	Total
<b>1</b>  <b>GERMANY 1</b>													
 <b>Tobias Schwarz</b>	29	29	30	28	30	21	20	25	20	20	29,2	21,2	252
 <b>Johanna Jung</b>	34	29	29	26	27	22	23	24	22	20	28,4	22,2	253
 <b>Kenny Marc Schmeckenbecher</b>	29	27	26	30	24	21	21	20	19	22	27,2	20,6	239
 <b>Silvio Krauss</b>	26	27	27	30	28	23	20	23	19	21	27,6	21,2	244
	84	83	82	84	79	64	61	67	58	61	24,1		723
<b>2</b>  <b>CZECH REPUBLIC 1</b>													
 <b>Richard Sebek</b>	34	29	29	32	28	22	22	20	22	22	29,8	21,6	257
 <b>Monika Minarikova</b>	29	32	27	30	25	25	20	20	20	21	28,6	21,2	249
 <b>Daniel Brtevník</b>	26	26	29	28	30	32	21	22	21	28	27,8	24,8	263
 <b>Filip Cervinka</b>	28	29	26	32	26	20	21	24	22	24	28,2	22,2	252
Penalty strokes						2							
	83	84	82	90	79	69	62	62	63	67	24,7		741
<b>3</b>  <b>GERMANY 2</b>													
 <b>Chiana Saft</b>	24	30	31	29	29	29	26	26	26	27	28,6	26,8	277
 <b>Hannes Kandert</b>	27	28	33	29	33	21	23	22	22	20	30,0	21,6	258
 <b>Erik Dettmer Melendez</b>	32	28	28	23	29	23	24	24	27	25	28,0	24,6	263
 <b>Lauro Klöckener</b>	27	34	26	25	27	21	22	20	23	19	27,2	21,0	241
	78	86	85	77	85	65	69	66	71	64	24,9		746
<b>4</b>  <b>GERMANY 3</b>													
 <b>Karim Schaub</b>	31	27	34	34	32	22	24	24	27	26	30,4	24,6	275
 <b>Elena Weber</b>	30	34	26	29	27	27	23	28	23	24	28,6	25,0	268
 <b>Melissa Krane</b>	32	31	30	30	27	27	24	25	22	26	30,0	24,8	274
 <b>Tom van Diejen</b>	25	29	25	30	26	20	25	22	23	23	27,0	22,6	248
	86	87	81	89	80	69	71	71	68	73	25,8		775
<b>5</b>  <b>SWITZERLAND 1</b>													
 <b>Maxime Bugnion</b>	29	26	26	30	30	23	24	29	27	24	28,2	25,4	268
 <b>Belin Erasoglu</b>	34	34	34	34	34	24	24	24	32	25	32,8	25,8	293
 <b>Maël Magnin</b>	29	31	25	28	26	30	23	25	24	24	27,8	25,2	265
 <b>Janik Zysset</b>	27	29	29	28	30	23	26	26	27	24	28,6	25,2	269
	85	86	80	86	86	70	71	75	78	72	26,3		789
<b>6</b>  <b>CZECH REPUBLIC 2</b>													
 <b>Vitek Hacr</b>	26	29	33	34	29	27	22	23	24	25	29,6	24,2	269
 <b>Lucie Indrakova</b>	34	39	32	31	26	29	27	21	25	24	31,8	25,2	285
 <b>Dominik Sebor</b>	28	33	29	28	30	21	24	23	25	26	29,6	23,8	267
 <b>Jan Pokorny</b>	31	31	30	29	35	24	21	28	30	23	31,2	25,2	282
	85	93	91	88	85	72	67	67	74	72	26,5		794
<b>7</b>  <b>AUSTRIA 1</b>													
 <b>Patrick Schleich</b>	29	29	27	26	29	21	28	27	28	27	28,0	26,2	271
 <b>Luca Peböck</b>	26	28	32	30	32	26	25	28	28	26	29,6	26,6	281
 <b>Fabio Brunbauer</b>	28	32	30	28	32	23	32	26	25	22	30,0	25,6	278
 <b>Sandra Irxenmayer</b>	30	28	31	30	35	29	30	25	25	23	30,8	26,4	286
	83	85	88	84	93	70	83	78	78	71	27,1		813
<b>8</b>  <b>AUSTRIA 2</b>													
 <b>Paul Binder</b>	29	26	27	26	30	25	25	24	26	26	27,6	25,2	264
 <b>Gabriel Geishüttner</b>	38	36	37	33	34	28	30	34	32	32	35,0	30,6	328

**Daniel Schleich**

31 32 27 31 30 26 29 26 24 29 30,2 26,8 285

**Kai Gamsjäger**29 31 29 32 29 ~~30~~ 22 25 24 23 30,0 24,8 274

89 89 83 89 89 79 76 75 74 78 27,4 821

## 9 CZECH REPUBLIC 3

**Kristyna Palanova**

R1 R2 R3 R4 R5 R6 R7 R8 R9 R10 CAvg EAvg Total

28 26 30 ~~32~~ 29 25 25 24 ~~28~~ 25 29,0 25,4 272**Jan Benes**28 31 31 30 ~~34~~ ~~32~~ 23 26 27 ~~28~~ 30,8 27,2 290**Martina Maderova**31 31 ~~33~~ 31 34 27 ~~28~~ 24 23 27 32,0 25,8 289**Rudolfs Lagzda**~~33~~ ~~38~~ 31 29 29 22 26 ~~28~~ 25 23 32,0 24,8 284

87 88 92 90 92 74 74 74 75 75 27,4 821

## 10 AUSTRIA 3

**Janette Praher**

R1 R2 R3 R4 R5 R6 R7 R8 R9 R10 CAvg EAvg Total

35 38 31 30 ~~38~~ 29 27 ~~34~~ ~~32~~ 24 34,4 29,2 318**Jasmin Praher**~~38~~ 40 36 ~~38~~ 34 30 29 30 27 49 37,2 33,0 351**Sina Munzert**

34 34 34 34 30 29 27 30 25 33 33,2 28,8 310

**Sandris Murnieks**31 31 32 34 31 ~~34~~ ~~34~~ 26 27 28 31,8 29,2 305

100 103 97 98 95 88 83 86 79 85 30,5 914

This tournament is administrated by [Bangolf Arena](#) version 2.14.4