

WMF Gold Sponsors



Offene Minigolf Europameisterschaften



























































STADTGEMEINDE VOITSBERG

STROKEPLAY TURNIER





































































[INFO](#)



















[MATCHPLAY](#)

Frauen










Rang	Name	Nein	Land	E1	F2	E3	F4	F5	E6	F7	E8	E9	F10	E11	F12	FAvg	EDurchschn	FSumme	ESum	Diff	K
	1 Maja Wickie	173	 SUI	22	29	20	29	30	18	28	21	19	23	19	27	27,667	19,833	166	119	11	
	2 Jasmin Bothmann	142	 GER	19	28	20	37	24	20	26	18	19	28	20	28	28,500	19,333	171	116	fünfzehn	
	3 Sara Schumacher	144	 GER	20	25	21	27	34	20	26	22	21	24	20	28	27,333	20,667	164	124	12	
	4 Stefanie Blendermann	141	 GER	21	28	20	34	28	20	28	18	21	26	19	29	28,833	19,833	173	119	11	
	5 Monika Minaříková	114	 CZE	19	32	22	29	23	20	30	22	21	32	18	25	28,500	20,333	171	122	13	
	6 Anna Bandera	151	 ITA	21	26	21	29	32	20	26	21	24	30	18	26	28,167	20,833	169	125	12	
	7 Karin Olsson	192	 SWE	19	25	19	37	32	22	25	20	19	30	22	26	29,167	20,167	175	121	15	
	8 Karin Heschl	103	 AUT	24	27	22	33	25	20	28	22	19	28	23	27	28,000	21,667	168	130	13	
	9 Evelyn Haberl	102	 AUT	21	27	20	31	26	23	27	21	24	27	23	32	28,333	22,000	170	132	10	
	10 Daniela Pfister	172	 SUI	20	28	22	28	26	23	26	21	26	27	23	32	27,833	22,500	167	135	12	
Cut - 9 players + players with same result continue after round 10																					
	11 Yvonne Klukas	171	 SUI	22	33	21	29	23	21	30	21	20	31			29,200	21,000	146	105	12	
	12 Melanie Hammerschmidt	143	 GER	22	29	20	30	33	21	30	23	20	27			29,800	21,200	149	106	9	
	13 Jana Havlíková	112	 CZE	21	34	20	33	32	25	32	19	20	29			32,000	21,000	160	105	11	
	14 Mia Vuorihovi	132	 FIN	23	31	22	37	32	21	24	26	23	29			30,600	23,000	153	115	18	
	15 Simona Handlová	111	 CZE	20	30	22	37	31	23	31	20	21	37			33,200	21,200	166	106	10	
	16 Silvia Bandera	152	 ITA	24	35	22	30	31	21	33	23	22	32			32,200	22,400	161	112	8	
Cut - 16 players continue after round 10																					
	17 Nadine Nagele	104	 AUT	25	32	23	32	31	24	29	24	23	31			31,000	23,800	155	119	5	
	18 Mirva Juhola	131	 FIN	25	30	22	32	35	24	31	25	24	27			31,000	24,000	155	120	11	
	19 Martina Maderová	113	 CZE	26	31	22	39	31	23	31	20	24	29			32,200	23,000	161	115	16	
	20 Martina Saletta	154	 ITA	26	37	21	28	39	21	32	21	23	31			33,400	22,400	167	112	16	
	21 Julia Sjöberg	193	 SWE	22	34	23	33	28	22	35	26	22	35			33,000	23,000	165	115	11	
	22 Carolin Svensson	194	 SWE	21	36	24	37	34	22	31	22	24	34			34,400	22,600	172	113	9	
	23 Antonella Flamini	153	 ITA	25	36	24	31	34	21	38	22	22	34			34,600	22,800	173	114	11	
	24 Claudia Grill	101	 AUT	22	33	26	30	35	27	34	27	22	37			33,800	24,800	169	124	12	
	25 Wilma Harrysson	191	 SWE	23	36	28	36	35	22	33	22	24	38			35,600	23,800	178	119	11	
	26 Elena Kupcová	182	 SVK	27	35	29	32	33	24	45	20	25	35			36,000	25,000	180	125	22	
	27 Veronika Pavlíková	183	 SVK	30	51	34	41	41	26	39	30	31	42			42,800	30,200	214	151	20	
	28 Ivana Auxtova	181	 SVK	29	46	29	46	49	34	41	28	31	41			44,600	30,200	223	151	14	

Men

Rank	Name	No	Country	F1	E2	F3	E4	E5	F6	E7	F8	F9	E10	E11	F12	FAvg	EAvg	FSum	ESum	Diff	Tot
	1 Fredrik Persson	295	 SWE	26	19	27	20	22	22	18	27	24	20	18	24	25,000	19,500	150	117	9	267
	2 Daniel Moser	275	 SUI	31	18	28	19	18	25	19	25	29	21	19	26	27,333	19,000	164	114	9	278
	3 Andreas Cederholm	291	 SWE	33	19	24	21	20	21	18	25	28	21	22	27	26,333	20,167	158	121	16	279
	4 Carl-Johan Ryner	296	 SWE	29	21	24	20	21	27	20	23	30	20	20	25	26,333	20,333	158	122	8	280
	5 Ondřej Škaloud	217	 CZE	25	20	26	21	19	24	21	29	28	19	23	25	26,167	20,500	157	123	9	280
	6 Oleg Klassen	243	 GER	29	21	30	21	22	26	20	27	25	18	19	26	27,167	20,167	163	121	9	284
	7 Lukas Neumann	245	 GER	25	20	26	22	19	30	19	33	25	20	20	25	27,333	20,000	164	120	11	284
	8 Beat Wartenweiler	277	 SUI	26	21	29	21	21	29	18	31	22	19	19	28	27,500	19,833	165	119	12	284
	9 Dennis Kapke	242	 GER	26	18	28	20	22	32	18	26	26	21	21	27	27,500	20,000	165	120	10	285
	10 Marek Smejkal	215	 CZE	27	21	28	24	19	26	18	30	27	20	20	25	27,167	20,333	163	122	11	285
	11 Marián Straško	216	 CZE	28	20	30	20	20	30	20	26	23	20	20	29	27,667	20,000	166	120	7	286
	12 Dan Trulsson	297	 SWE	34	19	30	20	20	26	19	26	27	19	23	24	27,833	20,000	167	120	14	287
	13 Sebastian Heine	241	 GER	23	21	25	22	20	28	20	31	27	22	20	31	27,500	20,833	165	125	10	290
	14 Peter Eriksson	293	 SWE	29	20	29	21	21	25	20	29	28	19	20	30	28,333	20,167	170	121	7	291
	15 Yannick Müller	244	 GER	25	23	27	20	21	26	22	26	28	20	24	29	26,833	21,667	161	130	8	291
Cut Final - 15 players + players with same result continue after round 10																					
	16 Rikard Lindqvist	294	 SWE	27	20	30	21	22	27	20	28	27	20			27,800	20,600	139	103	5	242
	17 Daniel Brtevník	211	 CZE	27	21	27	19	22	28	20	31	27	20			28,000	20,400	140	102	7	242
	18 Aki Sillman	236	 FIN	25	21	27	19	20	30	22	34	25	19			28,200	20,200	141	101	12	242
	19 Christian Gobetz	202	 AUT	27	21	27	21	22	32	22	26	25	20			27,400	21,200	137	106	9	243
	20 Lars Anderegg	271	 SUI	27	19	29	20	21	29	23	25	30	20			28,000	20,600	140	103	9	243
	21 Karel jr. Molnár	213	 CZE	28	18	30	22	20	29	18	34	25	19			29,200	19,400	146	97	13	243
	22 Kai Lödding	274	 SUI	39	20	26	19	20	26	20	27	26	20			28,800	19,800	144	99	14	243
	23 Martin Ječný	212	 CZE	29	18	29	20	20	32	18	29	30	21			29,800	19,400	149	97	6	246
	24 Fabian Spies	205	 AUT	27	21	28	19	23	28	19	29	32	20			28,800	20,400	144	102	9	246
	25 Marcel Noack	246	 GER	28	25	30	21	20	31	18	26	25	22			28,000	21,200	140	106	13	246
	26 Martin Skoupý	214	 CZE	31	21	36	18	21	27	21	25	28	19			29,400	20,000	147	100	14	247
	27 Simon Junker	222	 DEN	34	23	29	19	23	26	18	29	26	21			28,800	20,800	144	104	13	248
	28 Sebastian Piekorz	247	 GER	31	20	29	19	21	30	20	30	29	20			29,800	20,000	149	100	4	249
	29 Amir El Quachani	292	 SWE	30	23	30	20	21	25	19	31	31	19			29,400	20,400	147	102	10	249
	30 Emanuele Mirko Prestinari	257	 ITA	25	23	33	21	22	29	21	26	28	21			28,200	21,600	141	108	10	249
	31 Angelo Friedli	272	 SUI	30	21	31	21	19	37	18	27	26	20			30,200	19,800	151	99	14	250
	32 Ryan Giroladini	254	 ITA	27	19	32	23	28	29	21	28	24	19			28,000	22,000	140	110	17	250
Cut - 32 players continue after round 10																					
	33 Marko Nuotio	234	 FIN	28	24	27	23	20	28	22	28	30	21			28,200	22,000	141	110	7	251
	34 Rupert Westenthaler	207	 AUT	28	20	28	21	25	31	22	29	27	22			28,600	22,000	143	110	9	253
	35 Thomas Lottermoser	204	AUT	31	18	34	20	21	29	22	28	28	22			30,000	20,600	150	103	10	253
	36 Mario Dangi	201	AUT	29	23	30	21	25	26	20	27	32	20			28,800	21,800	144	109	11	253
	37 Paolo Porta	256	ITA	33	19	27	21	19	33	19	25	37	21			31,000	19,800	155	99	14	254
	38 Reto Sommer	276	SUI	30	21	31	19	22	29	20	28	32	23			30,000	21,000	150	105	8	255
	39 Martin Kaiser	273	SUI	28	20	34	20	21	33	25	30	25	19			30,000	21,000	150	105	15	255
	40 Vincent Huus	221	DEN	30	24	28	25	24	31	21	32	25	19			29,200	22,600	146	113	13	259
	41 Andreas Hillbrand	203	AUT	30	20	31	23	24	30	20	27	31	24			29,800	22,200	149	111	8	260
	42 Petri Lönngren	232	FIN	32	23	27	25	23	33	20	29	28	20			29,800	22,200	149	111	11	260
	43 Duccio Cheli	253	ITA	36	20	29	19	21	26	23	33	33	20			31,400	20,600	157	103	14	260
	44 Igor Qualich	286	SVK	29	20	36	24	23	30	22	28	27	22			30,000	22,200	150	111	13	261
	45 Miroslav Čibik	282	SVK	31	20	28	25	23	37	21	28	30	19			30,800	21,600	154	108	15	262
	46 René Bos	263	NED	29	24	41	21	20	25	24	30	29	19			30,800	21,600	154	108	21	262
	47 Hans Peter Werner	206	AUT	30	20	35	22	19	30	22	31	29	25			31,000	21,600	155	108	12	263
	48 Marco Broggi	251	ITA	25	21	32	23	21	27	22	35	33	25			30,400	22,400	152	112	14	264
	49 Julius Myllymäki	233	FIN	32	22	31	19	22	33	22	31	34	21			32,200	21,200	161	106		

	54 Jaroslav Murin	285	 SVK	33	26	33	22	25	31	24	37	27	22	32,200	23,800	161	119	14	280
	55 Jan Egbert Hooijsma	264	 NED	35	22	36	25	26	31	23	34	28	24	32,800	24,000	164	120	12	284
	56 Aapo Siurola	237	 FIN	39	23	33	23	24	31	29	35	34	20	34,400	23,800	172	119	17	291
	57 Dirk-Jan Jongkind	265	 NED	43	25	28	22	26	39	24	28	34	24	34,400	24,200	172	121	19	293
	58 Jeroen van Holland	266	 NED	37	27	39	22	22	39	22	30	32	24	35,400	23,400	177	117	14	294
	59 Ladislav Ištván	283	 SVK	39	22	34	22	24	38	24	38	32	23	36,200	23,000	181	115	9	296
	60 Rick Beijnen	261	 NED	32	24	36	23	30	37	27	34	28	25	33,400	25,800	167	129	16	296
	61 Lukáš Barylik	281	 SVK	35	24	37	24	28	31	25	40	27	25	34,000	25,200	170	126	17	296
	62 Adrián Kollár	284	 SVK	34	26	41	29	26	43	30	41	42	30	40,200	28,200	201	141	13	342

Teams

Rank	Team	Men								Avg	Total
		R1	R2	R3	R4	R5	R6	R7	R8		
1	 Sweden / Sverige	178	118	164	123	126	148	115	158	23,542	1130
2	 Czech Republic / Česká republika	168	118	178	126	120	169	115	179	24,438	1173
3	 Germany / Deutschland	164	127	170	123	125	175	119	173	24,500	1176
4	 Switzerland / Schweiz	184	121	179	119	121	173	125	166	24,750	1188
5	 Austria / Österreich	172	123	178	125	140	176	125	166	25,104	1205
6	 Italy / Italia	175	126	187	128	135	175	130	184	25,833	1240
7	 Finland / Suomi	178	135	177	133	132	188	130	187	26,250	1260
8	 Netherlands / Nederland	215	145	212	133	150	205	140	186	28,875	1386
9	 Slovakia / Slovensko	201	138	209	146	149	210	146	212	29,396	1411

		No	R1	R2	R3	R4	R5	R6	R7	R8	FAvg	EAvg	Total
	1 Sweden / Sverige (0 substitutions)												
	Peter Eriksson	293	29	20	29	21	21	25	20	29	28,000	20,500	194
	Dan Trulsson	297	34	19	30	20	20	26	19	26	29,000	19,500	194
	Rikard Lindqvist	294	27	20	30	21	22	27	20	28	28,000	20,750	195
	Andreas Cederholm	291	33	19	24	21	20	21	18	25	25,750	19,500	181
	Fredrik Persson	295	26	19	27	20	22	22	18	27	25,500	19,750	181
	Carl-Johan Ryner	296	29	21	24	20	21	27	20	23	25,750	20,500	185
	Amir El Quachani	292											
		178	118	164	123	126	148	115	158	23,542		1130	
	2 Czech Republic / Česka republika (1 substitute)												
	Marek Smejkal	215	27	21	28	24	19	26	18	30	27,750	20,500	193
	Karel jr. Molnár	213	28	18	30	22	20	29	18	34	30,250	19,500	199
	Martin Skoupý	214	31	21	30 ^o 14						29,750	20,250	82
	Marián Straško	216	28	20	30	20	20	30	20	26	28,500	20,000	194
	Martin Ječný	212	29	18	29	20	20	32	18	29	29,750	19,000	195
	Ondřej Škaloud	217	25	20	26	21	19	24	21	29	26,000	20,250	185
	Daniel Brtevník	211			5 ⁴ i	19	22	28	20	31	28,250	20,500	125
		168	118	178	126	120	169	115	179	24,438		1173	
	3 Germany / Deutschland (1 substitute)												
	Lukas Neumann	245	25	20	26	22	19	30	19	33	28,500	20,000	194
	Oleg Klassen	243	29	21	30	21	22	26	20	27	28,000	21,000	196
	Sebastian Piekorz	247	31	20	29	19	21	30	20	30	30,000	20,000	200
	Yannick Müller	244	25	23	27	20	21	26	22	26	26,000	21,500	190
	Dennis Kapke	242	26	18	28	20	22	32	18	26	28,000	19,500	190
	Marcel Noack	246	28	25	30	21	20	31 ^o			28,750	21,000	155
	Sebastian Heine	241							i	20	26,750	20,750	51
		164	127	170	123	125	175	119	173	24,500		1176	
	4 Switzerland / Schweiz (1 substitute)												
	Kai Lödding	274	39	20	26	19	20	26	20	27	29,500	19,750	197
	Angelo Friedli	272	30	21	31	21	19	20 ^o 10			31,250	19,750	142
	Martin Kaiser	273	28	20	34	20	21	33	25	30	31,250	21,500	211
	Daniel Moser	275	31	18	28	19	18	25	19	25	27,250	18,500	183
	Beat Wartenweiler	277	26	21	29	21	21	29	18	31	28,750	20,250	196
	Reto Sommer	276	30	21	31	19	22	29	20	28	29,500	20,500	200
	Lars Anderegg	271						11 ⁱ 8	23	25	27,500	20,750	59
		184	121	179	119	121	173	125	166	24,750		1188	
	5 Austria / Österreich (0 substitutions)												
	Thomas Lottermoser	204	31	18	34	20	21	29	22	28	30,500	20,250	203
	Andreas Hillbrand	203	30	20	31	23	24	30	20	27	29,500	21,750	205
	Rupert Westenthaler	207	28	20	28	21	25	31	22	29	29,000	22,000	204
	Christian Gobetz	202	27	21	27	21	22	32	22	26	28,000	21,500	198
	Fabian Spies	205	27	21	28	19	23	28	19	29	28,000	20,500	194
	Mario Dangl	201	29	23	30	21	25	26	20	27	28,000	22,250	201
	Hans Peter Werner	206											
		172	123	178	125	140	176	125	166	25,104		1205	
	6 Italy / Italia (0 substitutions)												
	Emanuele Mirko Prestinari	257	25	23	33	21	22	29	21	26	28,250	21,750	200
	Ryan Giroladini	254	27	19	32	23	28	29	21	28	29,000	22,750	207
	Duccio Cheli	253	36	20	29	19	21	26	23	33	31,000	20,750	207

	Marco Broggi	251	25	21	32	23	21	27	22	35	29,750	21,750	206
	Cristian Pinton	255	29	24	34	21	24	31	24	37	32,750	23,250	224
	Paolo Porta	256	33	19	27	21	19	33	19	25	29,500	19,500	196
	Simone Cerutti	252											
			175	126	187	128	135	175	130	184		25,833	1240

7		No	R1	R2	R3	R4	R5	R6	R7	R8	FAvg	EAvg	Total
		234	28	24	27	23	20	28	22	28	27,750	22,250	200
		231	32	22	30	23	24	33	23	32	31,750	23,000	219
		232	32	23	27	25	23	33	20	29	30,250	22,750	212
		233	32	22	31	19	22	33	22	31	31,750	21,250	212
		235	29	23	35	24	23	31	21	33	32,000	22,750	219
		236	25	21	27	19	20	30	22	34	29,000	20,500	198
		237											
			178	135	177	133	132	188	130	187	26,250		1260


































8		No	R1	R2	R3	R4	R5	R6	R7	R8	FAvg	EAvg	Total
		264	35	22	36	25	26	31	23	34	34,000	24,000	232
		261	32	24	36	23	30	37	27	34	34,750	26,000	243
		265	43	25	28	22	26	39	24	28	34,500	24,250	235
		266	37	27	39	22	22	39	22	30	36,250	23,250	238
		262	39	23	32	20	26	34	20	30	33,750	22,250	224
		263	29	24	41	21	20	25	24	30	31,250	22,250	214
		267											
			215	145	212	133	150	205	140	186	28,875		1386

9		No	R1	R2	R3	R4	R5	R6	R7	R8	FAvg	EAvg	Total
		284	34	26	41	29	26	43	30	41	39,750	27,750	270
		283	39	22	34	22	24	38	24	38	37,250	23,000	241
		281	35	24	37	24	28	31	25	40	35,750	25,250	244
		282	31	20	28	25	23	37	21	28	31,000	22,250	213
		285	33	26	33	22	25	31	24	37	33,500	24,250	231
		286	29	20	36	24	23	30	22	28	30,750	22,250	212
		287											
			201	138	209	146	149	210	146	212	29,396		1411

Teams

Women

Rank	Team	R1	R2	R3	R4	R5	R6	R7	R8	Avg	Total
1		64	90	63	86	79	62	84	63	24,625	591
2		63	82	61	91	95	61	84	58	24,792	595
3		70	86	65	96	82	67	84	67	25,708	617
4		60	96	64	99	86	68	93	61	26,125	627
5		71	98	64	87	102	62	91	65	26,667	640
6		62	95	66	107	94	66	91	68	27,042	649
7		86	132	92	119	123	84	125	78	34,958	839

		No	R1	R2	R3	R4	R5	R6	R7	R8	FAvg	EAvg	Total
1  Switzerland / Schweiz (0 substitutions)													
	Yvonne Klukas	171	22	33	21	29	23	21	30	21	28,750	21,250	200
	Daniela Pfister	172	20	28	22	28	26	23	26	21	27,000	21,500	194
	Maja Wicki	173	22	29	20	29	30	18	28	21	29,000	20,250	197
			64	90	63	86	79	62	84	63	24,625		591
2  Germany / Deutschland (1 substitute)													
	Stefanie Blendermann	141	21	28	20	34	28	20	28	18	29,500	19,750	197
	Sarah Schumacher	144	20	25	21	27	34	20	26	22	28,000	20,750	195
	Melanie Hammerschmidt	143	22	29	20	30	33	21	11 4 o		30,500	21,500	166
	Jasmin Bothmann	142							19 14 i	18	28,750	19,250	37
			63	82	61	91	95	61	84	58	24,792		595
3  Austria / Österreich (0 substitutions)													
	Evelyn Haberl	102	21	27	20	31	26	23	27	21	27,750	21,250	196
	Nadine Nagele	104	25	32	23	32	31	24	29	24	31,000	24,000	220
	Karin Heschl	103	24	27	22	33	25	20	28	22	28,250	22,000	201
	Claudia Grill	101											
			70	86	65	96	82	67	84	67	25,708		617
4  Czech Republic / Česka republika (0 substitutions)													
	Simona Handlová	111	20	30	22	37	31	23	31	20	32,250	21,250	214
	Monika Minaříková	114	19	32	22	29	23	20	30	22	28,500	20,750	197
	Jana Havlíková	112	21	34	20	33	32	25	32	19	32,750	21,250	216
	Martina Maderová	113											
			60	96	64	99	86	68	93	61	26,125		627
5  Italy / Italia (0 substitutions)													
	Silvia Bandera	152	24	35	22	30	31	21	33	23	32,250	22,500	219
	Martina Saletta	154	26	37	21	28	39	21	32	21	34,000	22,250	225
	Anna Bandera	151	21	26	21	29	32	20	26	21	28,250	20,750	196
	Antonella Flamini	153											
			71	98	64	87	102	62	91	65	26,667		640
6  Sweden / Sverige (0 substitutions)													
	Carolin Svensson	194	21	36	24	37	34	22	31	22	34,500	22,250	227
	Julia Sjöberg	193	22	34	23	33	28	22	35	26	32,500	23,250	223
	Karin Olsson	192	19	25	19	37	32	22	25	20	29,750	20,000	199
	Wilma Harrysson	191											
			62	95	66	107	94	66	91	68	27,042		649
7  Slovakia / Slovensko (0 substitutions)													
	Veronika Pavliková	183	30	51	34	41	41	26	39	30	43,000	30,000	292
	Ivana Auxtova	181	29	46	29	46	49	34	41	28	45,500	30,000	302
	Elena Kupcová	182	27	35	29	32	33	24	45	20	36,250	25,000	245
			86	132	92	119	123	84	125	78	34,958		839

Dieses Turnier wird von [Bangolf Arena](#) Version 2.18.7 verwaltet