

WMF Gold Sponsors



Seniors Open European Championships - Strokeplay



SUDDEN DEATH

Teams - Female Senior

CZECH REPUBLIC Female Team won 3rd place against NETHERLANDS

For Matchplay Qualification Female Senior

Antonella Flamini won sudden death for place 16 in the matchplay

For Matchplay Qualification Male Senior

Places 26 and 27 were decided by coin toss. Zdenek Andr took 26th place and Luca Gavazzi will take 27th in the matchplay

































Strokeplay Female Senior

Alexandra von dem Kenesebeck won sudden death for silver medal after 2 lanes















[Jury / Referees / Information](#)












































































Matchplay Championship


Male Senior

| Rank | Name | No | Country | C1 | E2 | C3 | E4 | E5 | C6 | E7 | C8 | C9 | E10 | E11 | C12 | CAvg | EAvg | CSum | ESum | Diff | Tot |
|--|-----------------------|-----|---|----|----|----|----|----|----|----|----|----|-----|-----|-----|------|------|------|------|------|-----|
|  | 1 Roman Kobisch | 114 |  GER | 29 | 23 | 25 | 20 | 20 | 24 | 23 | 26 | 23 | 22 | 26 | 24 | 25,2 | 22,3 | 151 | 134 | 12 | 285 |
|  | 2 Markus Bündenbender | 112 |  GER | 29 | 19 | 28 | 19 | 19 | 28 | 21 | 28 | 26 | 22 | 25 | 26 | 27,5 | 20,8 | 165 | 125 | 9 | 290 |
|  | 3 Michael Neuland | 115 |  GER | 24 | 21 | 28 | 26 | 22 | 24 | 23 | 28 | 24 | 24 | 24 | 29 | 26,2 | 23,3 | 157 | 140 | 10 | 297 |
|  | 4 Robert Gustavsson | 311 |  SWE | 32 | 23 | 29 | 24 | 20 | 29 | 21 | 27 | 27 | 20 | 22 | 24 | 28,0 | 21,7 | 168 | 130 | 12 | 298 |
|  | 5 Adriano Steiner | 815 |  AUT | 28 | 20 | 30 | 20 | 22 | 24 | 25 | 28 | 24 | 21 | 27 | 29 | 27,2 | 22,5 | 163 | 135 | 13 | 298 |
|  | 6 Heinz Weber | 816 |  AUT | 29 | 23 | 25 | 24 | 23 | 28 | 24 | 28 | 26 | 22 | 20 | 27 | 27,2 | 22,7 | 163 | 136 | 8 | 299 |
|  | 7 Alexander Lang | 415 |  ITA | 26 | 23 | 27 | 24 | 26 | 25 | 21 | 28 | 24 | 23 | 26 | 26 | 26,0 | 23,8 | 156 | 143 | 9 | 299 |
|  | 8 Peter Eriksson | 316 |  SWE | 30 | 26 | 32 | 19 | 22 | 25 | 20 | 24 | 29 | 23 | 20 | 29 | 28,2 | 21,7 | 169 | 130 | 15 | 299 |
|  | 9 Tim Clasen | 111 |  GER | 25 | 22 | 27 | 23 | 24 | 29 | 24 | 25 | 27 | 22 | 22 | 30 | 27,2 | 22,8 | 163 | 137 | 7 | 300 |
|  | 10 Bernd Gaida | 811 |  AUT | 23 | 21 | 27 | 21 | 24 | 29 | 25 | 27 | 28 | 22 | 22 | 31 | 27,5 | 22,5 | 165 | 135 | 12 | 300 |
|  | 11 Robert Ebi | 117 |  GER | 27 | 21 | 24 | 21 | 27 | 26 | 23 | 29 | 25 | 22 | 31 | 26 | 26,2 | 24,2 | 157 | 145 | 15 | 302 |
|  | 12 Stefan Björk | 313 |  SWE | 27 | 21 | 27 | 22 | 26 | 27 | 22 | 29 | 28 | 23 | 25 | 26 | 27,3 | 23,2 | 164 | 139 | 8 | 303 |
|  | 13 Christer Söderlund | 314 |  SWE | 27 | 24 | 27 | 21 | 28 | 27 | 21 | 27 | 28 | 20 | 27 | 28 | 27,3 | 23,5 | 164 | 141 | 9 | 305 |
|  | 14 Pierre Köstinger | 515 |  SUI | 28 | 23 | 27 | 24 | 21 | 29 | 22 | 30 | 27 | 21 | 23 | 31 | 28,7 | 22,3 | 172 | 134 | 7 | 306 |
|  | 15 Alexander Jasper | 616 |  NED | 28 | 20 | 27 | 24 | 22 | 26 | 27 | 23 | 29 | 25 | 23 | 33 | 27,7 | 23,5 | 166 | 141 | 17 | 307 |
|  | 16 Wolfgang Wagner | 817 |  AUT | 32 | 23 | 25 | 21 | 24 | 27 | 21 | 27 | 29 | 22 | 28 | 32 | 28,7 | 23,2 | 172 | 139 | 14 | 311 |


































Qualification Final Rounds Strokeplay - 15 players + players with same result continue after round 10

| | | | | | | | | | | | | | | | | | | | | | |
|---|--------------------------|-----|---|----|----|----|----|----|----|----|----|----|----|--|--|------|------|-----|-----|----|-----|
|  | 17 Markus Janßen | 116 |  GER | 28 | 23 | 28 | 22 | 23 | 29 | 24 | 24 | 30 | 22 | | | 27,8 | 22,8 | 139 | 114 | 8 | 253 |
|  | 18 Maurizio Palmiro Zini | 416 |  ITA | 27 | 26 | 26 | 25 | 23 | 24 | 23 | 28 | 29 | 22 | | | 26,8 | 23,8 | 134 | 119 | 9 | 253 |
|  | 19 Egon Stingl | 812 |  AUT | 25 | 24 | 26 | 20 | 24 | 29 | 23 | 32 | 27 | 23 | | | 27,8 | 22,8 | 139 | 114 | 11 | 253 |
|  | 20 Roger Anderegg | 513 |  SUI | 30 | 27 | 25 | 20 | 28 | 29 | 20 | 26 | 28 | 20 | | | 27,6 | 23,0 | 138 | 115 | 13 | 253 |
|  | 21 Kamil Rous | 716 |  CZE | 30 | 22 | 27 | 23 | 21 | 31 | 21 | 26 | 31 | 22 | | | 29,0 | 21,8 | 145 | 109 | 7 | 254 |
|  | 22 Martin Lischke | 113 |  GER | 29 | 22 | 27 | 26 | 22 | 28 | 26 | 27 | 27 | 21 | | | 27,6 | 23,4 | 138 | 117 | 7 | 255 |
|  | 23 Jan Metyš | 713 |  CZE | 26 | 22 | 28 | 26 | 21 | 27 | 24 | 30 | 29 | 23 | | | 28,0 | 23,2 | 140 | 116 | 9 | 256 |

| | | | | | | | | | | | | | | | | | | | | | |
|--|---|----------------------------|-----|---|-----------|-----------|-----------|-----------|-----------|-----------|-----------|-----------|-----------|-----------|--|------|-------------|-----|------------|----|-----|
|  |  | 24 Ruud Slappendel | 614 |  NED | 31 | 21 | 28 | 28 | 24 | 26 | 20 | 31 | 23 | 26 | | 27,8 | 23,8 | 139 | 119 | 16 | 258 |
|  |  | 25 Hans Verkooijen | 611 |  NED | 26 | 26 | 26 | 27 | 25 | 28 | 25 | 26 | 29 | 21 | | 27,0 | 24,8 | 135 | 124 | 9 | 259 |
|  |  | 26 Luca Gavazzi | 414 |  ITA | 29 | 22 | 27 | 25 | 26 | 28 | 25 | 26 | 30 | 22 | | 28,0 | 24,0 | 140 | 120 | 8 | 260 |
|  |  | 26 Zdenek Andr | 715 |  CZE | 27 | 23 | 30 | 24 | 22 | 26 | 22 | 30 | 31 | 25 | | 28,8 | 23,2 | 144 | 116 | 8 | 260 |
|  |  | 28 Jaroslav Rehák | 714 |  CZE | 25 | 24 | 28 | 27 | 24 | 30 | 22 | 27 | 28 | 25 | | 27,6 | 24,4 | 138 | 122 | 10 | 260 |
|  |  | 29 Stefan Viberg | 317 |  SWE | 30 | 26 | 29 | 25 | 22 | 28 | 24 | 28 | 24 | 25 | | 27,8 | 24,4 | 139 | 122 | 10 | 261 |
|  |  | 30 Marko Nuotio | 911 |  FIN | 28 | 29 | 26 | 24 | 23 | 27 | 26 | 25 | 29 | 24 | | 27,0 | 25,2 | 135 | 126 | 10 | 261 |
|  |  | 31 André van Vliet | 612 |  NED | 29 | 23 | 27 | 21 | 26 | 30 | 24 | 30 | 27 | 26 | | 28,6 | 24,0 | 143 | 120 | 8 | 263 |
|  |  | 32 Daniel Ågren | 315 |  SWE | 30 | 26 | 30 | 26 | 20 | 27 | 23 | 28 | 30 | 23 | | 29,0 | 23,6 | 145 | 118 | 9 | 263 |
| Qualification for Matchplay - 32 players continue after round 10 | | | | | | | | | | | | | | | | | | | | | |
|  |  | 33 Rudi Giroladini | 412 |  ITA | 29 | 26 | 29 | 25 | 22 | 31 | 25 | 26 | 31 | 20 | | 29,2 | 23,6 | 146 | 118 | 11 | 264 |
|  |  | 34 Dieter Kaufmann | 413 |  ITA | 27 | 24 | 29 | 25 | 26 | 33 | 24 | 28 | 27 | 22 | | 28,8 | 24,2 | 144 | 121 | 10 | 265 |
|  |  | 35 Petr Vosmik | 711 |  CZE | 29 | 22 | 27 | 24 | 25 | 28 | 25 | 31 | 30 | 25 | | 29,0 | 24,2 | 145 | 121 | 7 | 266 |
|  |  | 36 Curd Jürgens | 814 |  AUT | 33 | 20 | 32 | 24 | 24 | 29 | 24 | 28 | 27 | 25 | | 29,8 | 23,4 | 149 | 117 | 11 | 266 |
|  |  | 37 Domingos Silva | 211 |  POR | 28 | 22 | 27 | 22 | 26 | 26 | 30 | 31 | 32 | 24 | | 28,8 | 24,8 | 144 | 124 | 14 | 268 |
|  |  | 38 Jaime Andrade | 213 |  POR | 31 | 26 | 26 | 26 | 24 | 30 | 24 | 29 | 32 | 22 | | 29,6 | 24,4 | 148 | 122 | 10 | 270 |
|  |  | 39 Roberto Garbui | 411 |  ITA | 29 | 26 | 30 | 31 | 28 | 29 | 22 | 25 | 29 | 21 | | 28,4 | 25,6 | 142 | 128 | 15 | 270 |
|  |  | 40 Steven Steiger | 615 |  NED | 32 | 24 | 26 | 27 | 27 | 27 | 23 | 32 | 27 | 27 | | 28,8 | 25,6 | 144 | 128 | 10 | 272 |
|  |  | 41 Klaus Grünbacher | 813 |  AUT | 29 | 27 | 27 | 27 | 25 | 30 | 19 | 32 | 31 | 25 | | 29,8 | 24,6 | 149 | 123 | 13 | 272 |
|  |  | 42 Dušan Sofka | 712 |  CZE | 31 | 21 | 30 | 25 | 22 | 27 | 29 | 32 | 30 | 27 | | 30,0 | 24,8 | 150 | 124 | 13 | 274 |
|  |  | 43 António Pinto | 215 |  POR | 28 | 24 | 31 | 26 | 28 | 32 | 24 | 28 | 28 | 26 | | 29,4 | 25,6 | 147 | 128 | 8 | 275 |
|  |  | 44 Hans Broodbakker | 613 |  NED | 32 | 23 | 28 | 21 | 28 | 30 | 31 | 32 | 28 | 22 | | 30,0 | 25,0 | 150 | 125 | 14 | 275 |
|  |  | 45 Timo Kammonen | 913 |  FIN | 31 | 24 | 27 | 21 | 30 | 28 | 23 | 31 | 32 | 29 | | 29,8 | 25,4 | 149 | 127 | 14 | 276 |
|  |  | 46 Remo Arnold | 514 |  SUI | 26 | 30 | 28 | 29 | 28 | 30 | 20 | 32 | 31 | 22 | | 29,4 | 25,8 | 147 | 129 | 16 | 276 |
|  |  | 47 Libor Vancura | 717 |  CZE | 31 | 24 | 30 | 24 | 26 | 29 | 24 | 32 | 31 | 26 | | 30,6 | 24,8 | 153 | 124 | 5 | 277 |
|  |  | 48 Jori Pasanen | 916 |  FIN | 30 | 29 | 28 | 24 | 28 | 32 | 25 | 28 | 32 | 23 | | 30,0 | 25,8 | 150 | 129 | 10 | 279 |

| | | | | | | | |
|---|---------------------------------|-----|---|---|-------------------------|-----------------------|------------------------------------|
|  | 49 Sören Martin | 915 |  FIN | 30 26 34 20 23 34 28 28 34 22 | 32,0 23,8 | 160 119 | 14 279 |
|  | 50 René Bürgin | 511 |  SUI | 28 30 28 24 33 28 24 32 27 26 | 28,6 27,4 | 143 137 | 14 280 |
|  | 51 Ari Ahrenberg | 912 |  FIN | 29 23 28 32 27 28 24 30 30 30 | 29,0 27,2 | 145 136 | 11 281 |
|  | 52 Belarmino Soares | 214 |  POR | 30 24 31 25 25 30 31 31 28 27 | 30,0 26,4 | 150 132 | 10 282 |
|  | 53 Jörg Wiedemeier | 516 |  SUI | 31 25 31 30 25 29 29 30 27 28 | 29,6 27,4 | 148 137 | 9 285 |
|  | 54 Ewald Locher | 512 |  SUI | 34 22 28 24 27 32 24 38 31 26 | 32,6 24,6 | 163 123 | 15 286 |
|  | 55 Jyri Rantanen | 914 |  FIN | 32 28 30 29 29 31 27 30 29 25 | 30,4 27,6 | 152 138 | 7 290 |
|  | 56 Harald Bentlage | 517 |  SUI | 30 26 32 26 28 28 28 35 29 29 | 30,8 27,4 | 154 137 | 10 291 |
|  | 57 Carlos Ferreira | 212 |  POR | 29 30 35 25 33 30 22 30 31 29 | 31,0 27,8 | 155 139 | 17 294 |
|  | 58 Gino Ferri | 417 |  ITA | 29 29 28 29 27 34 29 28 31 31 | 30,0 29,0 | 150 145 | 10 295 |
|  | 59 Erwin Hansen | 14 |  BEL | 31 30 30 28 30 28 26 34 32 27 | 31,0 28,2 | 155 141 | 10 296 |
|  | 60 Gerard Los | 617 |  NED | 35 27 31 32 34 27 29 35 25 25 | 30,6 29,4 | 153 147 | 19 300 |
|  | 61 Eduardo Salazar | 216 |  POR | 36 34 31 30 30 32 30 27 33 23 | 31,8 29,4 | 159 147 | 20 306 |
|  | 62 Pascal de Roeck | 12 |  BEL | 32 29 38 38 26 32 24 31 29 27 | 32,4 28,8 | 162 144 | 23 306 |
|  | 63 António Costa e Silva | 217 |  POR | 28 37 34 28 26 33 26 33 34 29 | 32,4 29,2 | 162 146 | 17 308 |
|  | 64 Gianfranco Rota | 15 |  BEL | 29 29 30 31 35 33 31 33 33 32 | 31,6 31,6 | 158 158 | 10 316 |
|  | 65 Michael Jacob | 16 |  BEL | 36 33 36 26 36 37 28 33 29 30 | 34,2 30,6 | 171 153 | 18 324 |
|  | 66 Maurice Quintin | 11 |  BEL | 32 31 34 34 36 29 29 34 41 33 | 34,0 32,6 | 170 163 | 19 333 |
|  | 67 Detlef Wagner | 13 |  BEL | 36 26 41 31 28 37 30 35 40 31 | 37,8 29,2 | 189 146 | 11 335 |
|  | 68 Magnus Mårtensson | 312 |  SWE | 28 26 29 30 | 28,5 28,0 | 57 56 | 5 113 Did not finish |











Female Senior

| Rank | Name | No | Country | E1 | C2 | E3 | C4 | C5 | E6 | C7 | E8 | E9 | C10 | E11 | C12 | CAvg | EAvg | CSum | ESum | Diff | Tot |
|--|-------------------------------|-----|---|----|----|----|----|----|----|----|----|----|-----|-----|-----|------|------|------|------|------|-----|
|  | 1 Alice Kobisch | 203 |  GER | 21 | 31 | 24 | 27 | 25 | 21 | 25 | 25 | 21 | 24 | 23 | 25 | 26,2 | 22,5 | 157 | 135 | 11 | 292 |
|  | 2 Alexandra von dem Knesebeck | 201 |  GER | 25 | 23 | 23 | 27 | 26 | 23 | 25 | 25 | 20 | 30 | 26 | 29 | 26,7 | 23,7 | 160 | 142 | 13 | 302 |
|  | 3 Claudia Schuster | 403 |  AUT | 21 | 27 | 22 | 30 | 31 | 24 | 23 | 23 | 26 | 24 | 25 | 26 | 26,8 | 23,5 | 161 | 141 | 13 | 302 |
|  | 4 Ellen Galleinus | 202 |  GER | 23 | 30 | 26 | 27 | 30 | 21 | 26 | 22 | 25 | 24 | 23 | 27 | 27,3 | 23,3 | 164 | 140 | 11 | 304 |
|  | 5 Gerlinde Krämer | 401 |  AUT | 25 | 31 | 21 | 27 | 26 | 27 | 27 | 25 | 25 | 26 | 24 | 24 | 26,8 | 24,5 | 161 | 147 | 13 | 308 |
|  | 6 Linda Lundberg | 303 |  SWE | 23 | 30 | 25 | 28 | 25 | 26 | 30 | 20 | 23 | 27 | 26 | 28 | 28,0 | 23,8 | 168 | 143 | 11 | 311 |
|  | 7 Joy Wielink-Pol | 1 |  NED | 26 | 27 | 24 | 29 | 24 | 23 | 32 | 25 | 24 | 27 | 26 | 31 | 28,3 | 24,7 | 170 | 148 | 11 | 318 |
|  | 8 Susanne Goglione | 701 |  SUI | 29 | 31 | 23 | 27 | 29 | 21 | 27 | 25 | 23 | 30 | 23 | 35 | 29,8 | 24,0 | 179 | 144 | 16 | 323 |
|  | 9 Claudia Anderegg | 703 |  SUI | 28 | 31 | 25 | 31 | 25 | 22 | 26 | 21 | 25 | 32 | 28 | 32 | 29,5 | 24,8 | 177 | 149 | 14 | 326 |
| Qualification Final Rounds Strokeplay - 9 players + players with same result continue after round 10 | | | | | | | | | | | | | | | | | | | | | |
|  | 10 Lenka Doleželová | 603 |  CZE | 26 | 28 | 24 | 25 | 30 | 25 | 29 | 23 | 25 | 34 | | | 29,2 | 24,6 | 146 | 123 | 12 | 269 |
|  | 11 Annelie Lundell | 301 |  SWE | 25 | 27 | 22 | 30 | 32 | 27 | 31 | 26 | 24 | 27 | | | 29,4 | 24,8 | 147 | 124 | 10 | 271 |
|  | 12 Natasja Kolsteren | 3 |  NED | 24 | 29 | 25 | 33 | 28 | 23 | 27 | 25 | 26 | 33 | | | 30,0 | 24,6 | 150 | 123 | 9 | 273 |
|  | 13 Petra Vosmíková | 601 |  CZE | 28 | 33 | 24 | 29 | 26 | 27 | 30 | 24 | 24 | 29 | | | 29,4 | 25,4 | 147 | 127 | 11 | 274 |
|  | 14 Eva Reiländer | 404 |  AUT | 23 | 32 | 25 | 27 | 29 | 28 | 29 | 22 | 26 | 33 | | | 30,0 | 24,8 | 150 | 124 | 12 | 274 |
|  | 15 Ivana Palánová | 602 |  CZE | 28 | 35 | 23 | 31 | 29 | 24 | 28 | 27 | 25 | 26 | | | 29,8 | 25,4 | 149 | 127 | 14 | 276 |
|  | 16 Antonella Flamini | 901 |  ITA | 32 | 32 | 26 | 26 | 31 | 22 | 28 | 26 | 23 | 32 | | | 29,8 | 25,8 | 149 | 129 | 16 | 278 |
| Qualification for Matchplay - 16 players continue after round 10 | | | | | | | | | | | | | | | | | | | | | |
|  | 17 Dingina Dissel | 4 |  NED | 25 | 35 | 30 | 32 | 31 | 23 | 24 | 27 | 23 | 28 | | | 30,0 | 25,6 | 150 | 128 | 18 | 278 |
|  | 18 Johanna Knotzer | 402 |  AUT | 28 | 31 | 21 | 26 | 26 | 28 | 30 | 29 | 29 | 31 | | | 28,8 | 27,0 | 144 | 135 | 13 | 279 |
|  | 19 Juventina Silva | 503 |  POR | 25 | 32 | 23 | 33 | 29 | 28 | 31 | 25 | 25 | 30 | | | 31,0 | 25,2 | 155 | 126 | 9 | 281 |
|  | 20 Wendy Los-van Luijpen | 2 |  NED | 29 | 35 | 22 | 33 | 32 | 23 | 28 | 30 | 28 | 28 | | | 31,2 | 26,4 | 156 | 132 | 15 | 288 |
|  | 21 Silvia Heublein | 204 |  GER | 26 | 28 | 28 | 35 | 31 | 23 | 33 | 29 | 27 | 32 | | | 31,8 | 26,6 | 159 | 133 | 13 | 292 |
|  | 22 Agneta Harrysson | 304 |  SWE | 30 | 29 | 23 | 34 | 29 | 27 | 32 | 28 | 27 | 34 | | | 31,6 | 27,0 | 158 | 135 | 12 | 293 |

| | | | | | | | | | | | | | | | | | | | |
|---|----------------------------------|-----|---|----|----|----|----|----|----|----|----|----|----|------|------|-----|-----|----|-----|
|  | 23 Alexandra Niederhauser | 702 |  SUI | 35 | 32 | 27 | 29 | 30 | 27 | 31 | 27 | 27 | 31 | 30,6 | 28,6 | 153 | 143 | 11 | 296 |
|  | 24 Ingela Eriksson | 302 |  SWE | 24 | 32 | 26 | 33 | 32 | 32 | 38 | 26 | 26 | 32 | 33,4 | 26,8 | 167 | 134 | 14 | 301 |
|  | 25 Seija Björk | 101 |  FIN | 28 | 34 | 26 | 26 | 37 | 27 | 32 | 36 | 26 | 30 | 31,8 | 28,6 | 159 | 143 | 21 | 302 |
|  | 26 Fernanda Costa | 501 |  POR | 28 | 28 | 33 | 40 | 27 | 31 | 32 | 23 | 26 | 34 | 32,2 | 28,2 | 161 | 141 | 23 | 302 |
|  | 27 Kristiina Andreasson | 103 |  FIN | 26 | 31 | 26 | 41 | 33 | 24 | 29 | 32 | 31 | 35 | 33,8 | 27,8 | 169 | 139 | 20 | 308 |
|  | 28 Nina Mustonen | 102 |  FIN | 33 | 34 | 29 | 34 | 39 | 29 | 33 | 29 | 26 | 33 | 34,6 | 29,2 | 173 | 146 | 13 | 319 |
|  | 29 Greta Janssens | 801 |  BEL | 32 | 36 | 30 | 32 | 35 | 30 | 34 | 28 | 33 | 33 | 34,0 | 30,6 | 170 | 153 | 9 | 323 |
|  | 30 Fernanda Manso | 504 |  POR | 35 | 41 | 27 | 34 | 29 | 29 | 32 | 34 | 36 | 35 | 34,2 | 32,2 | 171 | 161 | 21 | 332 |
|  | 31 Gracinda Silva | 502 |  POR | 34 | 29 | 30 | 43 | 36 | 31 | 37 | 26 | 38 | 34 | 35,8 | 31,8 | 179 | 159 | 26 | 338 |









Teams









Male Senior



| Rank | Team | R1 | R2 | R3 | R4 | R5 | R6 | R7 | R8 | Avg | Total |
|------|--|-----|-----|-----|-----|-----|-----|-----|-----|------|-------|
| 1 |  Germany | 164 | 130 | 163 | 136 | 130 | 162 | 141 | 158 | 24,7 | 1184 |
| 2 |  Austria | 167 | 135 | 167 | 136 | 142 | 167 | 142 | 170 | 25,5 | 1226 |
| 3 |  Sweden | 174 | 146 | 174 | 142 | 138 | 163 | 131 | 163 | 25,6 | 1231 |
| 4 |  Czech Republic | 168 | 134 | 170 | 149 | 135 | 169 | 143 | 176 | 25,9 | 1244 |
| 5 |  Italy | 167 | 147 | 168 | 155 | 151 | 172 | 145 | 161 | 26,4 | 1266 |
| 6 |  Netherlands | 178 | 137 | 162 | 148 | 152 | 167 | 150 | 174 | 26,4 | 1268 |
| 7 |  Switzerland | 177 | 157 | 167 | 151 | 162 | 177 | 139 | 188 | 27,5 | 1318 |
| 8 |  Finland | 180 | 159 | 173 | 150 | 160 | 180 | 153 | 172 | 27,6 | 1327 |
| 9 |  Portugal | 182 | 160 | 181 | 154 | 162 | 181 | 157 | 182 | 28,3 | 1359 |
| 10 |  Belgium | 196 | 178 | 209 | 188 | 191 | 196 | 168 | 200 | 31,8 | 1526 |

| | | No | R1 | R2 | R3 | R4 | R5 | R6 | R7 | R8 | CAvg | EAvg | Total |
|--|---|-----|-----|-----|-----|------|-----|---------|-----|-----|------|------|-------|
|  Germany (0 substitutions) |  | 111 | 25 | 22 | 27 | 23 | 24 | 29 | 24 | 25 | 26,5 | 23,3 | 199 |
| |  | 112 | 29 | 19 | 28 | 19 | 19 | 28 | 21 | 28 | 28,3 | 19,5 | 191 |
| |  | 113 | 29 | 22 | 27 | 26 | 22 | 28 | 26 | 27 | 27,8 | 24,0 | 207 |
| |  | 114 | 29 | 23 | 25 | 20 | 20 | 24 | 23 | 26 | 26,0 | 21,5 | 190 |
| |  | 115 | 24 | 21 | 28 | 26 | 22 | 24 | 23 | 28 | 26,0 | 23,0 | 196 |
| |  | 116 | 28 | 23 | 28 | 22 | 23 | 29 | 24 | 24 | 27,3 | 23,0 | 201 |
| |  | 117 | | | | | | | | | | | |
| | | | 164 | 130 | 163 | 136 | 130 | 162 | 141 | 158 | 24,7 | | 1184 |
|  Austria (1 substitute) |  | 811 | 23 | 21 | 27 | 21 | 24 | 29 | 25 | 27 | 26,5 | 22,8 | 197 |
| |  | 812 | 25 | 24 | 26 | 20 | 24 | 29 | 23 | 32 | 28,0 | 22,8 | 203 |
| |  | 813 | 29 | 27 | 27 | 27 | 25 | 6 3 o | | | 29,5 | 24,5 | 141 |
| |  | 814 | 33 | 20 | 32 | 24 | 24 | 29 | 24 | 28 | 30,5 | 23,0 | 214 |
| |  | 815 | 28 | 20 | 30 | 20 | 22 | 24 | 25 | 28 | 27,5 | 21,8 | 197 |
| |  | 816 | 29 | 23 | 25 | 24 | 23 | 28 | 24 | 28 | 27,5 | 23,5 | 204 |
| |  | 817 | | | | | | 22 15 i | 21 | 27 | 27,8 | 22,3 | 70 |
| | | | 167 | 135 | 167 | 136 | 142 | 167 | 142 | 170 | 25,5 | | 1226 |
|  Sweden (1 substitute) |  | 311 | 32 | 23 | 29 | 24 | 20 | 29 | 21 | 27 | 29,3 | 22,0 | 205 |
| |  | 312 | 28 | 26 | 29 | 30 o | | | | | 28,5 | 28,0 | 113 |
| |  | 313 | 27 | 21 | 27 | 22 | 26 | 27 | 22 | 29 | 27,5 | 22,8 | 201 |
| |  | 314 | 27 | 24 | 27 | 21 | 28 | 27 | 21 | 27 | 27,0 | 23,5 | 202 |

| | | | | | | | | | | | | | |
|---|-----------------------|------------|------------|------------|------------|------------|------------|------------|------------|------------|-------------|-------------|-------------|
|  | Daniel Ågren | 315 | 30 | 26 | 30 | 26 | 20 | 27 | 23 | 28 | 28,8 | 23,8 | 210 |
|  | Peter Eriksson | 316 | 30 | 26 | 32 | 19 | 22 | 25 | 20 | 24 | 27,8 | 21,8 | 198 |
|  | Stefan Viberg | 317 | | | | | 22 | 28 | 24 | 28 | 28,8 | 24,3 | 102 |
| | | | 174 | 146 | 174 | 142 | 138 | 163 | 131 | 163 | 25,6 | | 1231 |

| 4  Czech Republic (0 substitutions) | | No | R1 | R2 | R3 | R4 | R5 | R6 | R7 | R8 | CAvg | EAvg | Total |
|---|-----------------------|------------|------------|------------|------------|------------|------------|------------|------------|------------|-------------|-------------|-------------|
|  | Petr Vosmík | 711 | 29 | 22 | 27 | 24 | 25 | 28 | 25 | 31 | 28,8 | 24,0 | 211 |
|  | Dušan Sofka | 712 | 31 | 21 | 30 | 25 | 22 | 27 | 29 | 32 | 30,0 | 24,3 | 217 |
|  | Jan Metyš | 713 | 26 | 22 | 28 | 26 | 21 | 27 | 24 | 30 | 27,8 | 23,3 | 204 |
|  | Jaroslav Reháč | 714 | 25 | 24 | 28 | 27 | 24 | 30 | 22 | 27 | 27,5 | 24,3 | 207 |
|  | Zdenek Andr | 715 | 27 | 23 | 30 | 24 | 22 | 26 | 22 | 30 | 28,3 | 22,8 | 204 |
|  | Kamil Rous | 716 | 30 | 22 | 27 | 23 | 21 | 31 | 21 | 26 | 28,5 | 21,8 | 201 |
|  | Libor Vancura | 717 | | | | | | | | | | | |
| | | | 168 | 134 | 170 | 149 | 135 | 169 | 143 | 176 | 25,9 | | 1244 |


| 5  Italy (1 substitute) | | No | R1 | R2 | R3 | R4 | R5 | R6 | R7 | R8 | CAvg | EAvg | Total |
|---|------------------------------|------------|------------|------------|------------|------------|------------|------------|------------|------------|-------------|-------------|-------------|
|  | Roberto Garbui | 411 | 29 | 26 | 30 | 31 | 28 | 29 | 22 | 25 | 28,3 | 26,8 | 220 |
|  | Rudi Giroidini | 412 | 29 | 26 | 29 | 25 | 22 | 31 | 25 | 26 | 28,8 | 24,5 | 213 |
|  | Dieter Kaufmann | 413 | 27 | 24 | 29 | 25 | 26 | 21 | 11 | | 29,3 | 24,8 | 152 |
|  | Luca Gavazzi | 414 | 29 | 22 | 27 | 25 | 26 | 28 | 25 | 26 | 27,5 | 24,5 | 208 |
|  | Alexander Lang | 415 | 26 | 23 | 27 | 24 | 26 | 25 | 21 | 28 | 26,5 | 23,5 | 200 |
|  | Maurizio Palmiro Zini | 416 | 27 | 26 | 26 | 25 | 23 | 24 | 23 | 28 | 26,3 | 24,3 | 202 |
|  | Gino Ferri | 417 | | | | | | 14 | 7 | 29 | 29,8 | 28,5 | 71 |
| | | | 167 | 147 | 168 | 155 | 151 | 172 | 145 | 161 | 26,4 | | 1266 |

| 6  Netherlands (0 substitutions) | | No | R1 | R2 | R3 | R4 | R5 | R6 | R7 | R8 | CAvg | EAvg | Total |
|--|------------------------|------------|-----------|-----------|-----------|-----------|-----------|-----------|-----------|-----------|-------------|-------------|------------|
|  | Hans Verkooijen | 611 | 26 | 26 | 26 | 27 | 25 | 28 | 25 | 26 | 26,5 | 25,8 | 209 |




| | | | | | | | | | | | | |
|-------------------------|------------|------------|------------|------------|------------|------------|------------|------------|------------|-------------|-------------|-------------|
| André van Vliet | 612 | 29 | 23 | 27 | 21 | 26 | 30 | 24 | 30 | 29,0 | 23,5 | 210 |
| Hans Broodbakker | 613 | 32 | 23 | 28 | 21 | 28 | 30 | 31 | 32 | 30,5 | 25,8 | 225 |
| Ruud Slappendel | 614 | 31 | 21 | 28 | 28 | 24 | 26 | 20 | 31 | 29,0 | 23,3 | 209 |
| Steven Steiger | 615 | 32 | 24 | 26 | 27 | 27 | 27 | 23 | 32 | 29,3 | 25,3 | 218 |
| Alexander Jasper | 616 | 28 | 20 | 27 | 24 | 22 | 26 | 27 | 23 | 26,0 | 23,3 | 197 |
| Gerard Los | 617 | | | | | | | | | | | |
| | | 178 | 137 | 162 | 148 | 152 | 167 | 150 | 174 | 26,4 | | 1268 |



| 7  Switzerland (0 substitutions) | No | R1 | R2 | R3 | R4 | R5 | R6 | R7 | R8 | CAvg | EAvg | Total |
|--|------------|------------|------------|------------|------------|------------|------------|------------|------------|-------------|-------------|-------------|
| René Bürgin | 511 | 28 | 30 | 28 | 24 | 33 | 28 | 24 | 32 | 29,0 | 27,8 | 227 |
| Ewald Locher | 512 | 34 | 22 | 28 | 24 | 27 | 32 | 24 | 38 | 33,0 | 24,3 | 229 |
| Roger Anderegg | 513 | 30 | 27 | 25 | 20 | 28 | 29 | 20 | 26 | 27,5 | 23,8 | 205 |
| Remo Arnold | 514 | 26 | 30 | 28 | 29 | 28 | 30 | 20 | 32 | 29,0 | 26,8 | 223 |
| Pierre Köstinger | 515 | 28 | 23 | 27 | 24 | 21 | 29 | 22 | 30 | 28,5 | 22,5 | 204 |
| Jörg Wiedemeier | 516 | 31 | 25 | 31 | 30 | 25 | 29 | 29 | 30 | 30,3 | 27,3 | 230 |
| Harald Bentlage | 517 | | | | | | | | | | | |
| | | 177 | 157 | 167 | 151 | 162 | 177 | 139 | 188 | 27,5 | | 1318 |



| 8  Finland (0 substitutions) | No | R1 | R2 | R3 | R4 | R5 | R6 | R7 | R8 | CAvg | EAvg | Total |
|--|------------|------------|------------|------------|------------|------------|------------|------------|------------|-------------|-------------|-------------|
| Marko Nuotio | 911 | 28 | 29 | 26 | 24 | 23 | 27 | 26 | 25 | 26,5 | 25,5 | 208 |
| Ari Ahrenberg | 912 | 29 | 23 | 28 | 32 | 27 | 28 | 24 | 30 | 28,8 | 26,5 | 221 |
| Timo Kammonen | 913 | 31 | 24 | 27 | 21 | 30 | 28 | 23 | 31 | 29,3 | 24,5 | 215 |
| Jyri Rantanen | 914 | 32 | 28 | 30 | 29 | 29 | 31 | 27 | 30 | 30,8 | 28,3 | 236 |
| Sören Martin | 915 | 30 | 26 | 34 | 20 | 23 | 34 | 28 | 28 | 31,5 | 24,3 | 223 |
| Jori Pasanen | 916 | 30 | 29 | 28 | 24 | 28 | 32 | 25 | 28 | 29,5 | 26,5 | 224 |
| | | 180 | 159 | 173 | 150 | 160 | 180 | 153 | 172 | 27,6 | | 1327 |




| 9  Portugal (1 substitute) | No | R1 | R2 | R3 | R4 | R5 | R6 | R7 | R8 | CAvg | EAvg | Total |
|--|----|----|----|----|----|----|----|----|----|------|------|-------|
|--|----|----|----|----|----|----|----|----|----|------|------|-------|

Seniors Open European Championships - Strokeplay











| | | | | | | | | | | | | |
|------------------------------|-----|-----|-----|-----|-----|-----|-----|-----|-----|------|------|------|
| Domingos Silva | 211 | 28 | 22 | 27 | 22 | 26 | 26 | 30 | 31 | 28,0 | 25,0 | 212 |
| Carlos Ferreira | 212 | 29 | 30 | 35 | 25 | 33 | 30 | 22 | 30 | 31,0 | 27,5 | 234 |
| Jaime Andrade | 213 | 31 | 26 | 26 | 26 | 24 | 30 | 24 | 29 | 29,0 | 25,0 | 216 |
| Belarmino Soares | 214 | 30 | 24 | 31 | 25 | 25 | 30 | 31 | 31 | 30,5 | 26,3 | 227 |
| António Pinto | 215 | 28 | 24 | 31 | 26 | 28 | 32 | 24 | 28 | 29,8 | 25,5 | 221 |
| Eduardo Salazar | 216 | 36 | 34 | 31 | 30 | | | | | 31,5 | 31,0 | 131 |
| António Costa e Silva | 217 | | | | | 26 | 33 | 26 | 33 | 32,0 | 29,3 | 118 |
| | | 182 | 160 | 181 | 154 | 162 | 181 | 157 | 182 | 28,3 | | 1359 |



| 10  Belgium (0 substitutions) | | No | R1 | R2 | R3 | R4 | R5 | R6 | R7 | R8 | CAvg | EAvg | Total |
|--|----|-----|-----|-----|-----|-----|-----|-----|-----|------|------|------|-------|
| Maurice Quintin | 11 | 32 | 31 | 34 | 34 | 36 | 29 | 29 | 34 | 32,3 | 32,5 | 259 | |
| Pascal de Roeck | 12 | 32 | 29 | 38 | 38 | 26 | 32 | 24 | 31 | 33,3 | 29,3 | 250 | |
| Detlef Wagner | 13 | 36 | 26 | 41 | 31 | 28 | 37 | 30 | 35 | 37,3 | 28,8 | 264 | |
| Erwin Hansen | 14 | 31 | 30 | 30 | 28 | 30 | 28 | 26 | 34 | 30,8 | 28,5 | 237 | |
| Gianfranco Rota | 15 | 29 | 29 | 30 | 31 | 35 | 33 | 31 | 33 | 31,3 | 31,5 | 251 | |
| Michael Jacob | 16 | 36 | 33 | 36 | 26 | 36 | 37 | 28 | 33 | 35,5 | 30,8 | 265 | |
| | | 196 | 178 | 209 | 188 | 191 | 196 | 168 | 200 | 31,8 | | 1526 | |

Teams

Female Senior

| Rank | Team | R1 | R2 | R3 | R4 | R5 | R6 | R7 | R8 | Avg | Total |
|------|--|----|----|----|-----|-----|----|-----|----|------|-------|
| 1 |  Germany | 69 | 84 | 73 | 81 | 81 | 65 | 76 | 72 | 25,0 | 601 |
| 2 |  Austria | 74 | 89 | 64 | 83 | 83 | 79 | 79 | 70 | 25,9 | 621 |
| 3 |  Czech Republic | 82 | 96 | 71 | 85 | 85 | 76 | 87 | 74 | 27,3 | 656 |
| 4 |  Netherlands | 79 | 91 | 71 | 95 | 84 | 69 | 87 | 80 | 27,3 | 656 |
| 5 |  Switzerland | 92 | 94 | 75 | 87 | 84 | 70 | 84 | 73 | 27,5 | 659 |
| 6 |  Sweden | 72 | 89 | 73 | 91 | 89 | 85 | 99 | 72 | 27,9 | 670 |
| 7 |  Portugal | 87 | 89 | 86 | 116 | 92 | 90 | 100 | 74 | 30,6 | 734 |
| 8 |  Finland | 87 | 99 | 81 | 101 | 109 | 80 | 94 | 97 | 31,2 | 748 |

| | | No | R1 | R2 | R3 | R4 | R5 | R6 | R7 | R8 | CAvg | EAvg | Total |
|--|--|-----|----|----|----|----|----|----|----|----|------|------|-------|
|     | 1  Germany (0 substitutions) | | | | | | | | | | | | |
| | Alexandra von dem Knesebeck | 201 | 25 | 23 | 23 | 27 | 26 | 23 | 25 | 25 | 25,3 | 24,0 | 197 |
| | Ellen Galleinus | 202 | 23 | 30 | 26 | 27 | 30 | 21 | 26 | 22 | 28,3 | 23,0 | 205 |
| | Alice Kobisch | 203 | 21 | 31 | 24 | 27 | 25 | 21 | 25 | 25 | 27,0 | 22,8 | 199 |
| | Silvia Heublein | 204 | | | | | | | | | | | |
| | | | 69 | 84 | 73 | 81 | 81 | 65 | 76 | 72 | 25,0 | | 601 |
|     | 2  Austria (1 substitute) | | | | | | | | | | | | |
| | Gerlinde Krämer | 401 | 25 | 31 | 21 | 27 | 26 | 27 | 27 | 25 | 27,8 | 24,5 | 209 |
| | Johanna Knotzer | 402 | 28 | 31 | 21 | 26 | 26 | 28 | | | 28,3 | 26,5 | 160 |
| | Claudia Schuster | 403 | 21 | 27 | 22 | 30 | 31 | 24 | 23 | 23 | 27,8 | 22,5 | 201 |
| | Eva Reiländer | 404 | | | | | | | 29 | 22 | 29,3 | 24,5 | 51 |
| | | | 74 | 89 | 64 | 83 | 83 | 79 | 79 | 70 | 25,9 | | 621 |
|    | 3  Czech Republic (0 substitutions) | | | | | | | | | | | | |
| | Petra Vosmíková | 601 | 28 | 33 | 24 | 29 | 26 | 27 | 30 | 24 | 29,5 | 25,8 | 221 |
| | Ivana Palánová | 602 | 28 | 35 | 23 | 31 | 29 | 24 | 28 | 27 | 30,8 | 25,5 | 225 |
| | Lenka Doleželová | 603 | 26 | 28 | 24 | 25 | 30 | 25 | 29 | 23 | 28,0 | 24,5 | 210 |
| | | | 82 | 96 | 71 | 85 | 85 | 76 | 87 | 74 | 27,3 | | 656 |
|     | 4  Netherlands (0 substitutions) | | | | | | | | | | | | |
| | Joy Wielink-Pol | 1 | 26 | 27 | 24 | 29 | 24 | 23 | 32 | 25 | 28,0 | 24,5 | 210 |
| | Wendy Los-van Luijpen | 2 | 29 | 35 | 22 | 33 | 32 | 23 | 28 | 30 | 32,0 | 26,0 | 232 |
| | Natasja Kolsteren | 3 | 24 | 29 | 25 | 33 | 28 | 23 | 27 | 25 | 29,3 | 24,3 | 214 |
| Dingina Dissel | 4 | | | | | | | | | | | | |
| | | | 79 | 91 | 71 | 95 | 84 | 69 | 87 | 80 | 27,3 | | 656 |

| | | | | | | | | | | | | | |
|--|-------------------------------|-----|----|----|----|-----|-----|----|-----|----|------|------|-------|
| 5  Switzerland (0 substitutions) | | No | R1 | R2 | R3 | R4 | R5 | R6 | R7 | R8 | CAvg | EAvg | Total |
|  | Susanne Goglione | 701 | 29 | 31 | 23 | 27 | 29 | 21 | 27 | 25 | 28,5 | 24,5 | 212 |
|  | Alexandra Niederhauser | 702 | 35 | 32 | 27 | 29 | 30 | 27 | 31 | 27 | 30,5 | 29,0 | 238 |
|  | Claudia Anderegg | 703 | 28 | 31 | 25 | 31 | 25 | 22 | 26 | 21 | 28,3 | 24,0 | 209 |
| | | 92 | 94 | 75 | 87 | 84 | 70 | 84 | 73 | | 27,5 | | 659 |
| 6  Sweden (0 substitutions) | | No | R1 | R2 | R3 | R4 | R5 | R6 | R7 | R8 | CAvg | EAvg | Total |
|  | Annelie Lundell | 301 | 25 | 27 | 22 | 30 | 32 | 27 | 31 | 26 | 30,0 | 25,0 | 220 |
|  | Ingela Eriksson | 302 | 24 | 32 | 26 | 33 | 32 | 32 | 38 | 26 | 33,8 | 27,0 | 243 |
|  | Linda Lundberg | 303 | 23 | 30 | 25 | 28 | 25 | 26 | 30 | 20 | 28,3 | 23,5 | 207 |
|  | Agneta Harrysson | 304 | | | | | | | | | | | |
| | | | 72 | 89 | 73 | 91 | 89 | 85 | 99 | 72 | 27,9 | | 670 |
| 7  Portugal (0 substitutions) | | No | R1 | R2 | R3 | R4 | R5 | R6 | R7 | R8 | CAvg | EAvg | Total |
|  | Fernanda Costa | 501 | 28 | 28 | 33 | 40 | 27 | 31 | 32 | 23 | 31,8 | 28,8 | 242 |
|  | Juventina Silva | 503 | 25 | 32 | 23 | 33 | 29 | 28 | 31 | 25 | 31,3 | 25,3 | 226 |
|  | Gracinda Silva | 502 | 34 | 29 | 30 | 43 | 36 | 31 | 37 | 26 | 36,3 | 30,3 | 266 |
|  | Fernanda Manso | 504 | | | | | | | | | | | |
| | | | 87 | 89 | 86 | 116 | 92 | 90 | 100 | 74 | 30,6 | | 734 |
| 8  Finland (0 substitutions) | | No | R1 | R2 | R3 | R4 | R5 | R6 | R7 | R8 | CAvg | EAvg | Total |
|  | Seija Björk | 101 | 28 | 34 | 26 | 26 | 37 | 27 | 32 | 36 | 32,3 | 29,3 | 246 |
|  | Nina Mustonen | 102 | 33 | 34 | 29 | 34 | 39 | 29 | 33 | 29 | 35,0 | 30,0 | 260 |
|  | Kristiina Andreasson | 103 | 26 | 31 | 26 | 41 | 33 | 24 | 29 | 32 | 33,5 | 27,0 | 242 |
| | | | 87 | 99 | 81 | 101 | 109 | 80 | 94 | 97 | 31,2 | | 748 |

This tournament is administrated by [Bangolf Arena](#) version 2.19.43